

Workshop

Sales – Planning – Installation

– Planning Tools –

Lens Table




	L10	L12	L20	L23	L22	L25	L32	L38	L43	L51	L65	L76	L135	L160	L270	L320	CSVario	
Image sensor	6MP	5MP	6MP	5MP	6MP	5MP	6MP	5MP	6MP	5MP	6MP	5MP	6MP	5MP	6MP	5MP	6MP	5MP
Field of view (horizontal)																		
35 mm Photo Equivalent	10 mm	12 mm	20 mm	23 mm	22 mm	25 mm	32 mm	38 mm	43 mm	51 mm	65 mm	76 mm	135 mm	160 mm	270 mm	320 mm	24-54 mm	28-64 mm
Aperture f/	2.0		1.8		1.8		1.8		1.8		1.8		1.8		2.5		1.6-2.3	
Image format	4:3		4:3		4:3		4:3		4:3		4:3		4:3		4:3		4:3	
Image angle horizontally	180°	180°	105°	92°	90°	82°	60°	55°	45°	40°	31°	27°	15°	13°	8°	7°	39°-89°	32°-75°
Image angle vertically	180°	160°	77°	68°	67°	61°	45°	41°	34°	30°	23°	20°	11°	10°	6°	5°	29°-65°	25°-56°
i25/c25	<input type="checkbox"/>	<input checked="" type="checkbox"/>	<input type="checkbox"/>	<input checked="" type="checkbox"/>	<input type="checkbox"/>	<input checked="" type="checkbox"/>	<input type="checkbox"/>	<input checked="" type="checkbox"/>	<input type="checkbox"/>	<input checked="" type="checkbox"/>	<input type="checkbox"/>	<input checked="" type="checkbox"/>	<input type="checkbox"/>	<input checked="" type="checkbox"/>	<input type="checkbox"/>	<input checked="" type="checkbox"/>	<input type="checkbox"/>	<input checked="" type="checkbox"/>
M25	<input type="checkbox"/>	<input checked="" type="checkbox"/>	<input type="checkbox"/>	<input checked="" type="checkbox"/>	<input type="checkbox"/>	<input checked="" type="checkbox"/>	<input type="checkbox"/>	<input checked="" type="checkbox"/>	<input type="checkbox"/>	<input checked="" type="checkbox"/>	<input type="checkbox"/>	<input checked="" type="checkbox"/>	<input type="checkbox"/>	<input checked="" type="checkbox"/>	<input type="checkbox"/>	<input checked="" type="checkbox"/>	<input type="checkbox"/>	<input checked="" type="checkbox"/>
D25	<input type="checkbox"/>	<input checked="" type="checkbox"/>	<input type="checkbox"/>	<input checked="" type="checkbox"/>	<input type="checkbox"/>	<input checked="" type="checkbox"/>	<input type="checkbox"/>	<input checked="" type="checkbox"/>	<input type="checkbox"/>	<input checked="" type="checkbox"/>	<input type="checkbox"/>	<input checked="" type="checkbox"/>	<input type="checkbox"/>	<input checked="" type="checkbox"/>	<input type="checkbox"/>	<input checked="" type="checkbox"/>	<input type="checkbox"/>	<input checked="" type="checkbox"/>
Q25	<input type="checkbox"/>	<input checked="" type="checkbox"/>	<input type="checkbox"/>	<input type="checkbox"/>	<input type="checkbox"/>	<input checked="" type="checkbox"/>	<input type="checkbox"/>	<input type="checkbox"/>	<input type="checkbox"/>	<input type="checkbox"/>	<input type="checkbox"/>	<input type="checkbox"/>	<input type="checkbox"/>	<input type="checkbox"/>	<input type="checkbox"/>	<input type="checkbox"/>	<input type="checkbox"/>	<input type="checkbox"/>
T25	<input type="checkbox"/>	<input checked="" type="checkbox"/>	<input type="checkbox"/>	<input type="checkbox"/>	<input type="checkbox"/>	<input type="checkbox"/>	<input type="checkbox"/>	<input type="checkbox"/>	<input type="checkbox"/>	<input type="checkbox"/>	<input type="checkbox"/>	<input type="checkbox"/>	<input type="checkbox"/>	<input type="checkbox"/>	<input type="checkbox"/>	<input type="checkbox"/>	<input type="checkbox"/>	<input type="checkbox"/>
M15	<input checked="" type="checkbox"/>	<input checked="" type="checkbox"/>	<input checked="" type="checkbox"/>	<input checked="" type="checkbox"/>	<input checked="" type="checkbox"/>	<input checked="" type="checkbox"/>	<input checked="" type="checkbox"/>	<input checked="" type="checkbox"/>	<input checked="" type="checkbox"/>	<input checked="" type="checkbox"/>	<input checked="" type="checkbox"/>	<input checked="" type="checkbox"/>	<input checked="" type="checkbox"/>	<input checked="" type="checkbox"/>	<input checked="" type="checkbox"/>	<input checked="" type="checkbox"/>	<input type="checkbox"/>	<input type="checkbox"/>
S15	<input checked="" type="checkbox"/>	<input checked="" type="checkbox"/>	<input checked="" type="checkbox"/>	<input checked="" type="checkbox"/>	<input checked="" type="checkbox"/>	<input checked="" type="checkbox"/>	<input checked="" type="checkbox"/>	<input checked="" type="checkbox"/>	<input checked="" type="checkbox"/>	<input checked="" type="checkbox"/>	<input checked="" type="checkbox"/>	<input checked="" type="checkbox"/>	<input checked="" type="checkbox"/>	<input checked="" type="checkbox"/>	<input checked="" type="checkbox"/>	<input checked="" type="checkbox"/>	<input type="checkbox"/>	<input checked="" type="checkbox"/>
D15	<input type="checkbox"/>	<input type="checkbox"/>	<input checked="" type="checkbox"/>	<input checked="" type="checkbox"/>	<input checked="" type="checkbox"/>	<input checked="" type="checkbox"/>	<input checked="" type="checkbox"/>	<input checked="" type="checkbox"/>	<input checked="" type="checkbox"/>	<input checked="" type="checkbox"/>	<input checked="" type="checkbox"/>	<input checked="" type="checkbox"/>	<input checked="" type="checkbox"/>	<input checked="" type="checkbox"/>	<input type="checkbox"/>	<input type="checkbox"/>	<input type="checkbox"/>	<input type="checkbox"/>
V15	<input type="checkbox"/>	<input type="checkbox"/>	<input checked="" type="checkbox"/>	<input checked="" type="checkbox"/>	<input checked="" type="checkbox"/>	<input checked="" type="checkbox"/>	<input checked="" type="checkbox"/>	<input checked="" type="checkbox"/>	<input checked="" type="checkbox"/>	<input checked="" type="checkbox"/>	<input checked="" type="checkbox"/>	<input checked="" type="checkbox"/>	<input checked="" type="checkbox"/>	<input checked="" type="checkbox"/>	<input type="checkbox"/>	<input type="checkbox"/>	<input type="checkbox"/>	<input type="checkbox"/>

Maximum distances in meters (4:3 format, 2592 x 1944 pixels) according to DIN EN 50132-7

Monitoring up to	x	x	97,76	115,28	117,48	132,01	187,73	207,98	254,34	290,20	382,20	441,00	807,57	888,80	1483,74	1781,00	300,68-122,06	350,75-146,25
Detection up to	x	x	48,88	57,64	58,74	66,00	93,86	103,99	127,17	145,10	191,10	220,50	403,78	444,40	741,87	890,50	150,34-61,03	175,38-73,12
Observation up to	x	x	19,55	23,06	23,50	26,40	37,55	41,60	50,87	58,04	76,44	88,20	161,51	177,76	296,75	356,20	60,14-24,41	70,15-29,25
Recognition up to	x	x	9,76	11,53	11,75	13,20	18,77	20,80	25,43	29,02	38,22	44,10	80,76	88,88	148,37	178,10	30,67-12,21	35,08-14,63
Identification up to	x	x	4,89	5,76	5,87	6,60	9,37	10,40	12,72	14,51	19,11	22,05	40,38	44,44	74,19	89,05	15,03-6,10	17,54-7,31
Inspection up to	x	x	1,22	1,44	1,47	1,65	2,35	2,60	3,18	3,63	4,78	5,51	10,09	11,11	18,55	22,26	3,76-1,53	4,38-1,79

MOBOTIX – Planning Slides

Security-Vision-Systems



MOBOTIX

MOBOTIX – Planning Slides



Security-Vision-Systems

L25

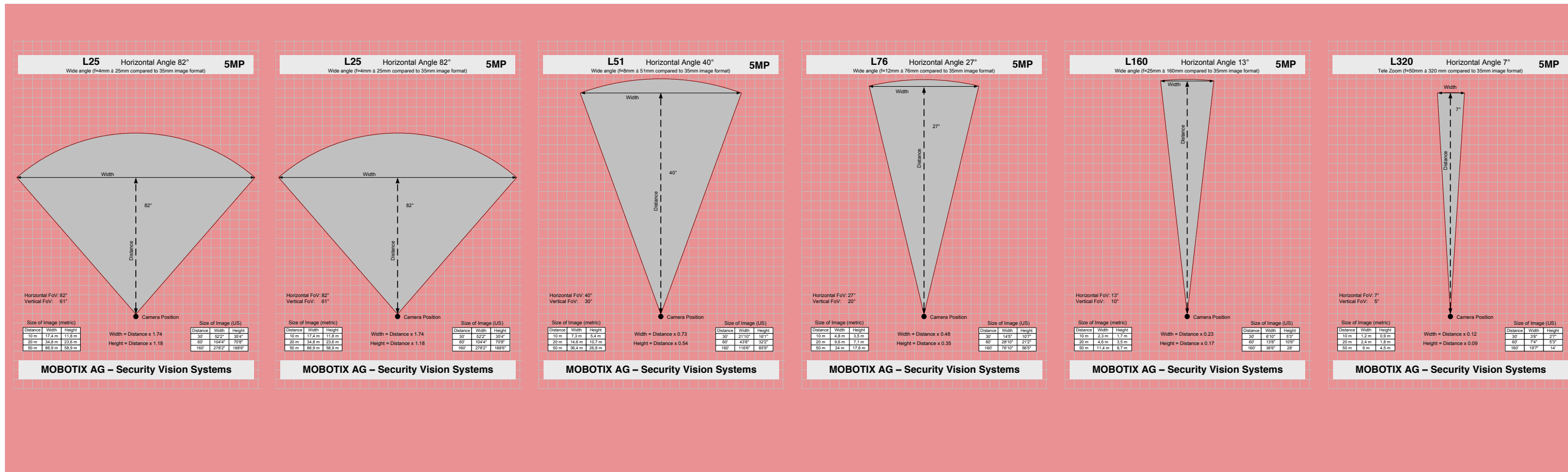
L38

L51

L76

L160

L320



5MP Imagesensor

MOBOTIX – Planning Slides



Security-Vision-Systems

MOBOTIX

L25

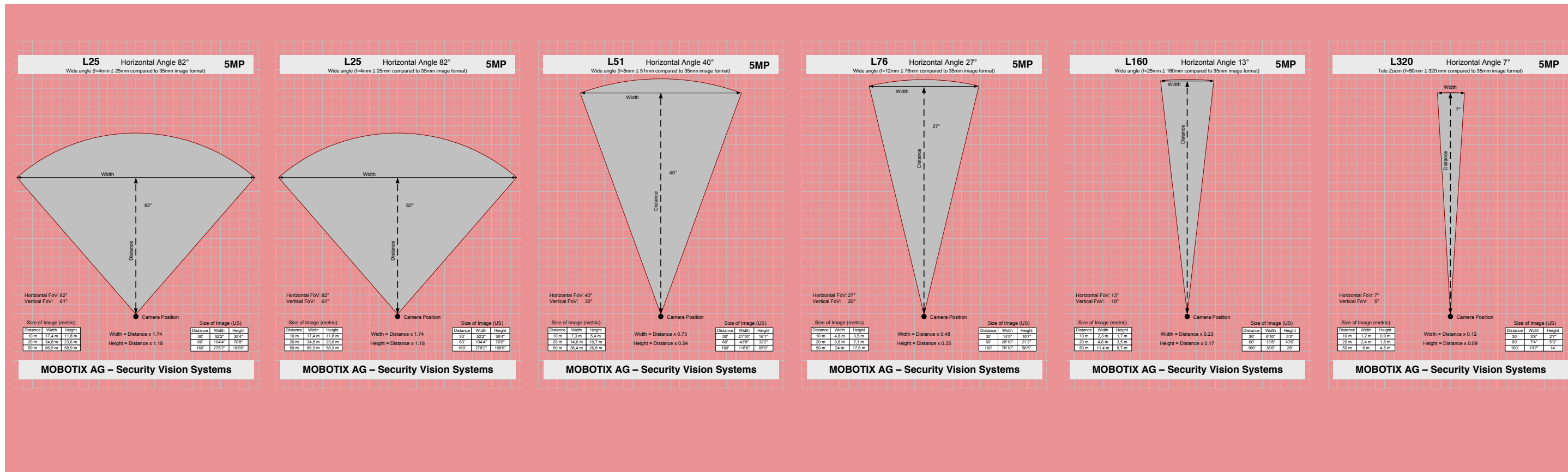
L38

L51

L76

L160

L320



L20

L22

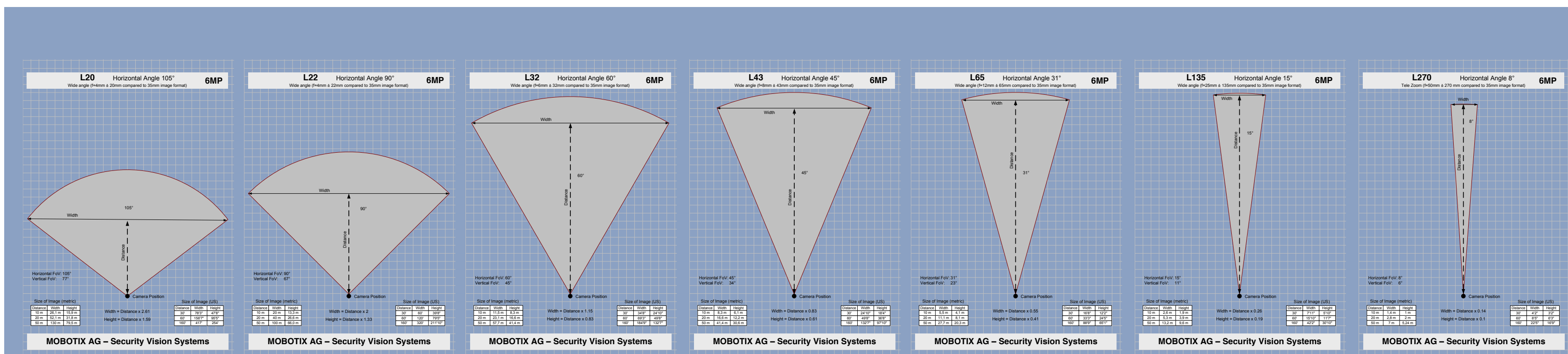
L32

L43

L65

L135

L270



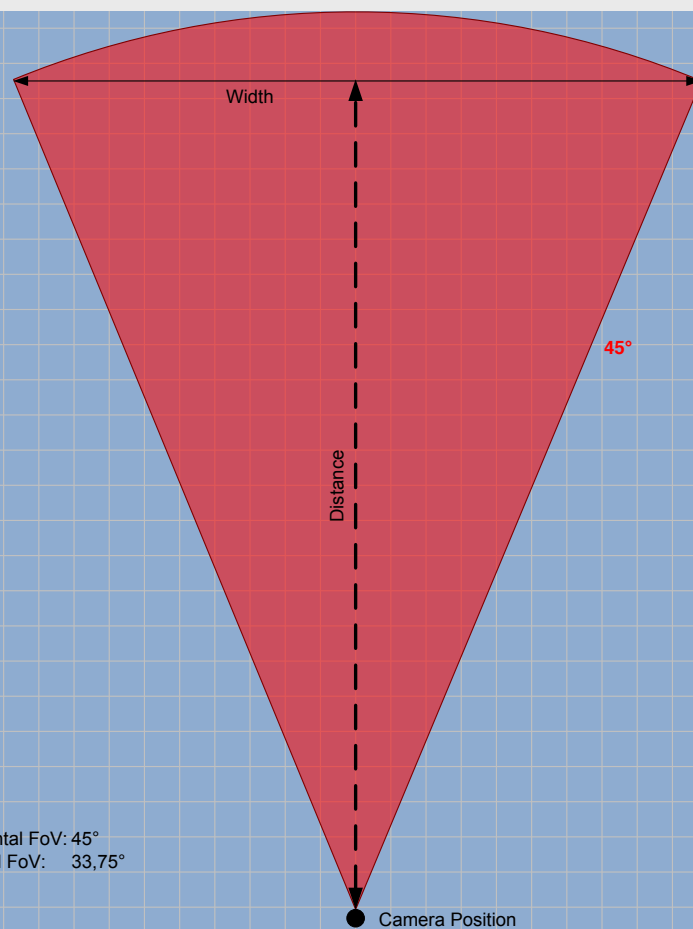
3

5MP Imagesensor

6MP Imagesensor

Thermal Imager L43

Horizontal Angle 45°



Horizontal FoV: 45°
Vertical FoV: 33,75°

Size of Image (metric)

Distance	Width	Height
10 m	8,3 m	6,1 m
20 m	16,6 m	12,1 m
50 m	41,4 m	30,3 m

Width = Distance x 0.83
Height = Distance x 0.61

Size of Image (US)

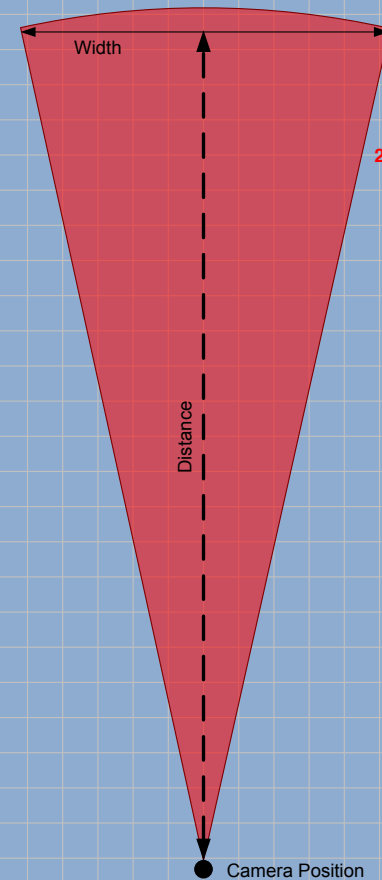
Distance	Width	Height
30'	24'10"	18'4"
60'	49'10"	36'7"
160'	132'10"	97'7"

● Camera Position

MOBOTIX AG – Security Vision Systems

Thermal Imager L65

Horizontal Angle 25°



Horizontal FoV: 25°
Vertical FoV: 18,75°

Size of Image (metric)

Distance	Width	Height
10 m	4,4 m	3,3 m
20 m	8,8 m	6,6 m
50 m	22,2 m	16,5 m

Width = Distance x 0.44
Height = Distance x 0.33

Size of Image (US)

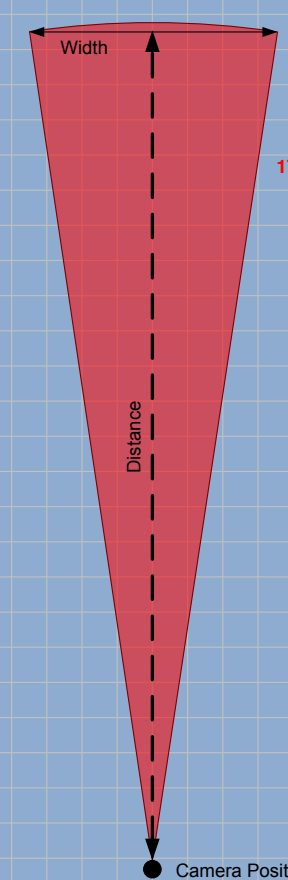
Distance	Width	Height
30'	13'3"	9'11"
60'	26'7"	19'10"
160'	70'11"	52'10"

● Camera Position

MOBOTIX AG – Security Vision Systems

Thermal Imager L135

Horizontal Angle 17°



Horizontal FoV: 17°
Vertical FoV: 12,75°

Size of Image (metric)

Distance	Width	Height
10 m	3 m	2,2 m
20 m	6 m	4,4 m
50 m	14,9 m	11,2 m

Width = Distance x 0.3
Height = Distance x 0.22

Size of Image (US)

Distance	Width	Height
30'	8'11"	6'8"
60'	17'11"	13'5"
160'	47'10"	35'9"

● Camera Position

MOBOTIX AG – Security Vision Systems

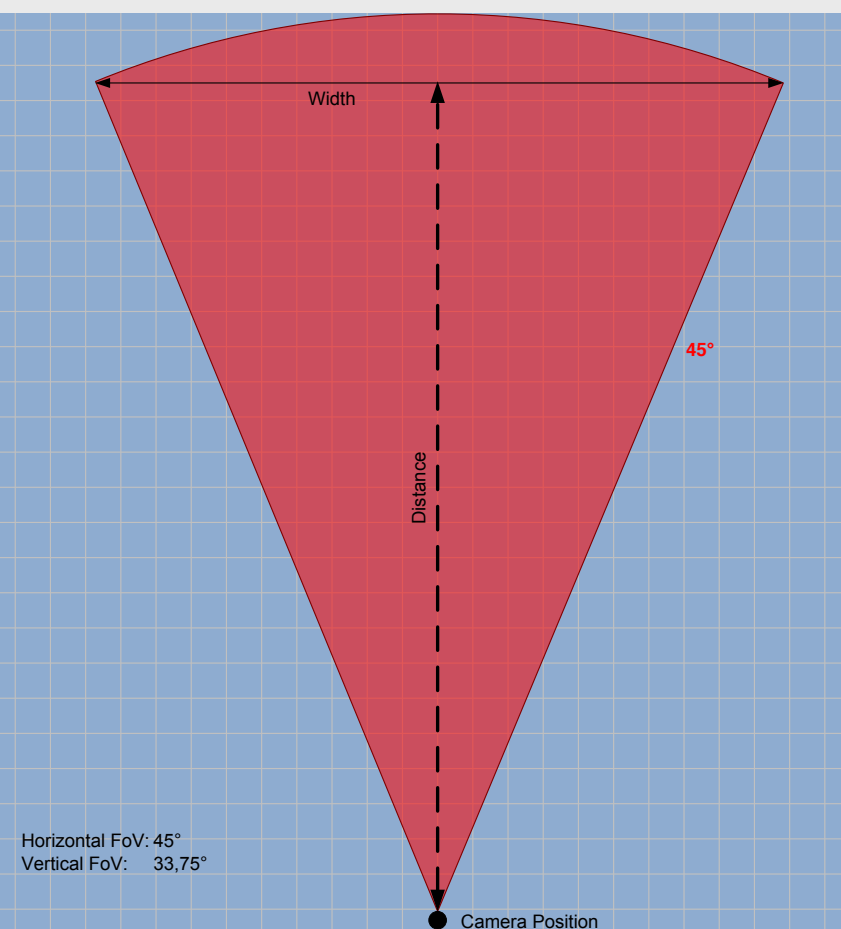
L43

L65

L135

Thermal Imager L43

Horizontal Angle 45°



Horizontal FoV: 45°
Vertical FoV: 33,75°

Size of Image (metric)

Distance	Width	Height
10 m	8,3 m	6,1 m
20 m	16,6 m	12,1 m
50 m	41,4 m	30,3 m

Width = Distance x 0.83
Height = Distance x 0.61

Size of Image (US)

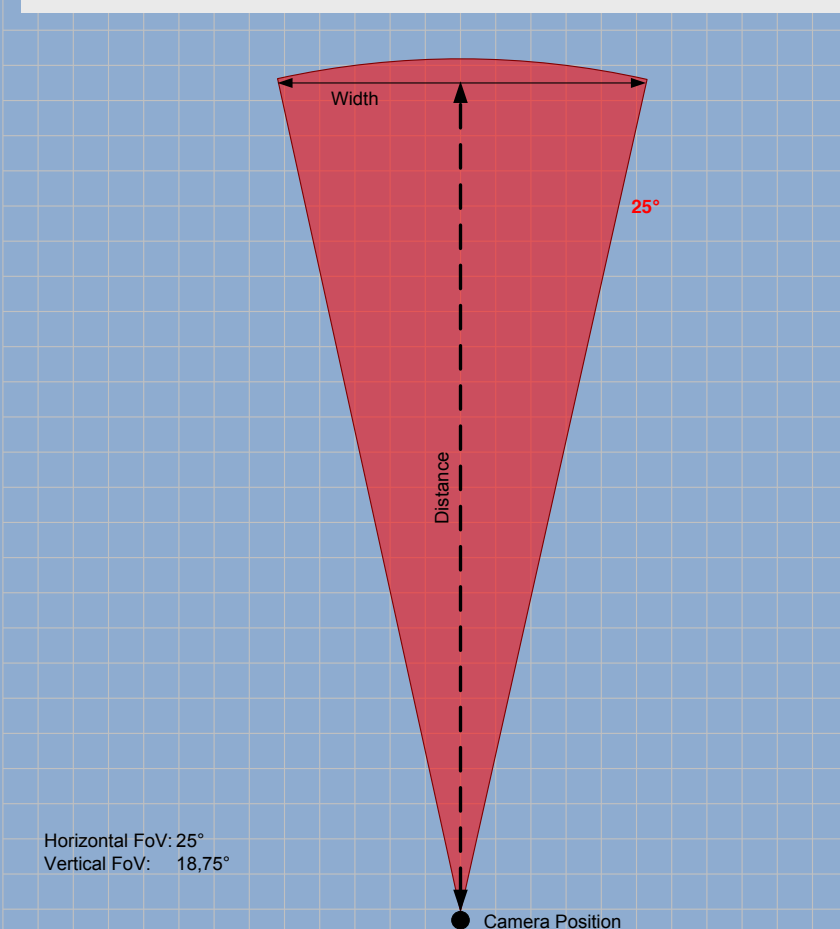
Distance	Width	Height
30'	24'10"	18'4"
60'	49'10"	36'7"
160'	132'10"	97'7"

● Camera Position

MOBOTIX AG – Security Vision Systems

Thermal Imager L65

Horizontal Angle 25°



Horizontal FoV: 25°
Vertical FoV: 18,75°

Size of Image (metric)

Distance	Width	Height
10 m	4,4 m	3,3 m
20 m	8,8 m	6,6 m
50 m	22,2 m	16,5 m

Width = Distance x 0.44
Height = Distance x 0.33

Size of Image (US)

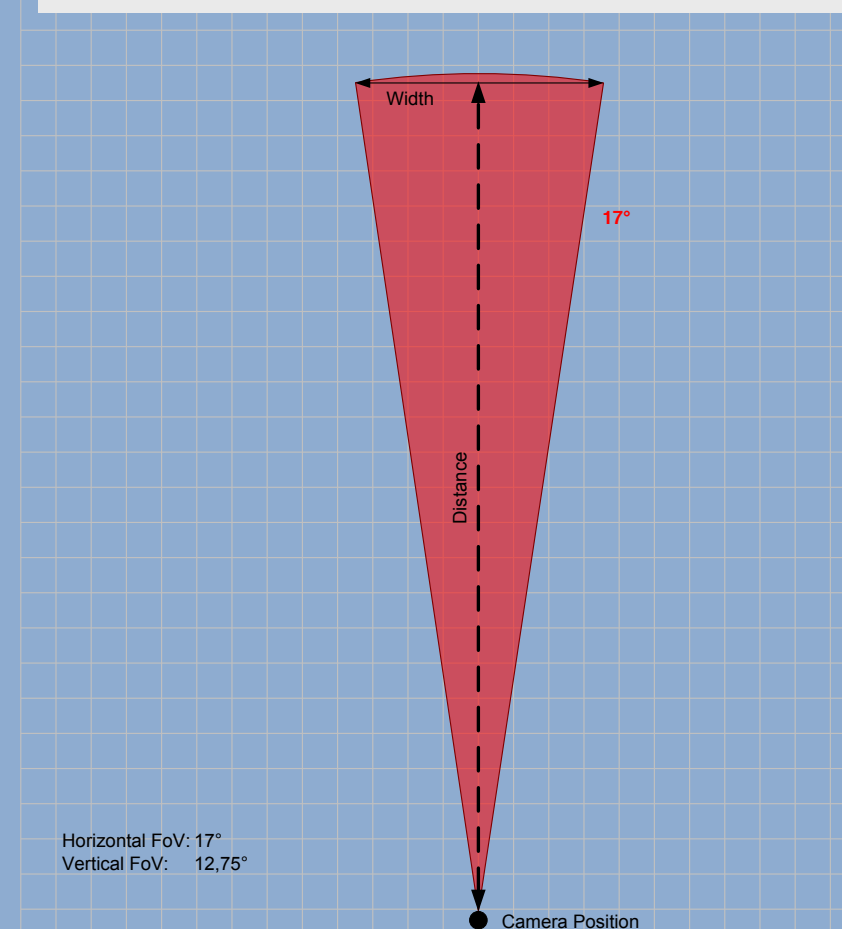
Distance	Width	Height
30'	13'3"	9'11"
60'	26'7"	19'10"
160'	70'11"	52'10"

● Camera Position

MOBOTIX AG – Security Vision Systems

Thermal Imager L135

Horizontal Angle 17°



Horizontal FoV: 17°
Vertical FoV: 12,75°

Size of Image (metric)

Distance	Width	Height
10 m	3 m	2,2 m
20 m	6 m	4,4 m
50 m	14,9 m	11,2 m

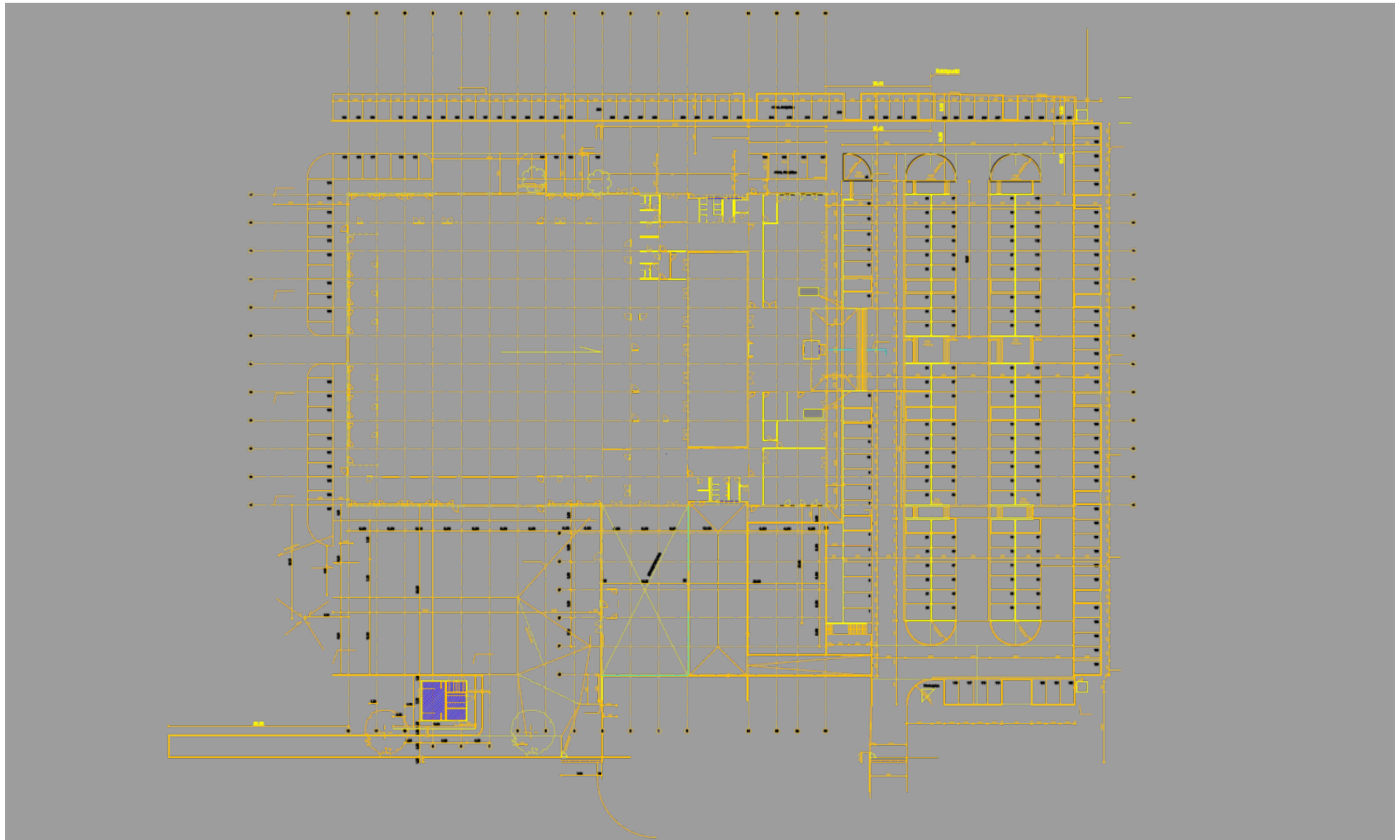
Width = Distance x 0.3
Height = Distance x 0.22

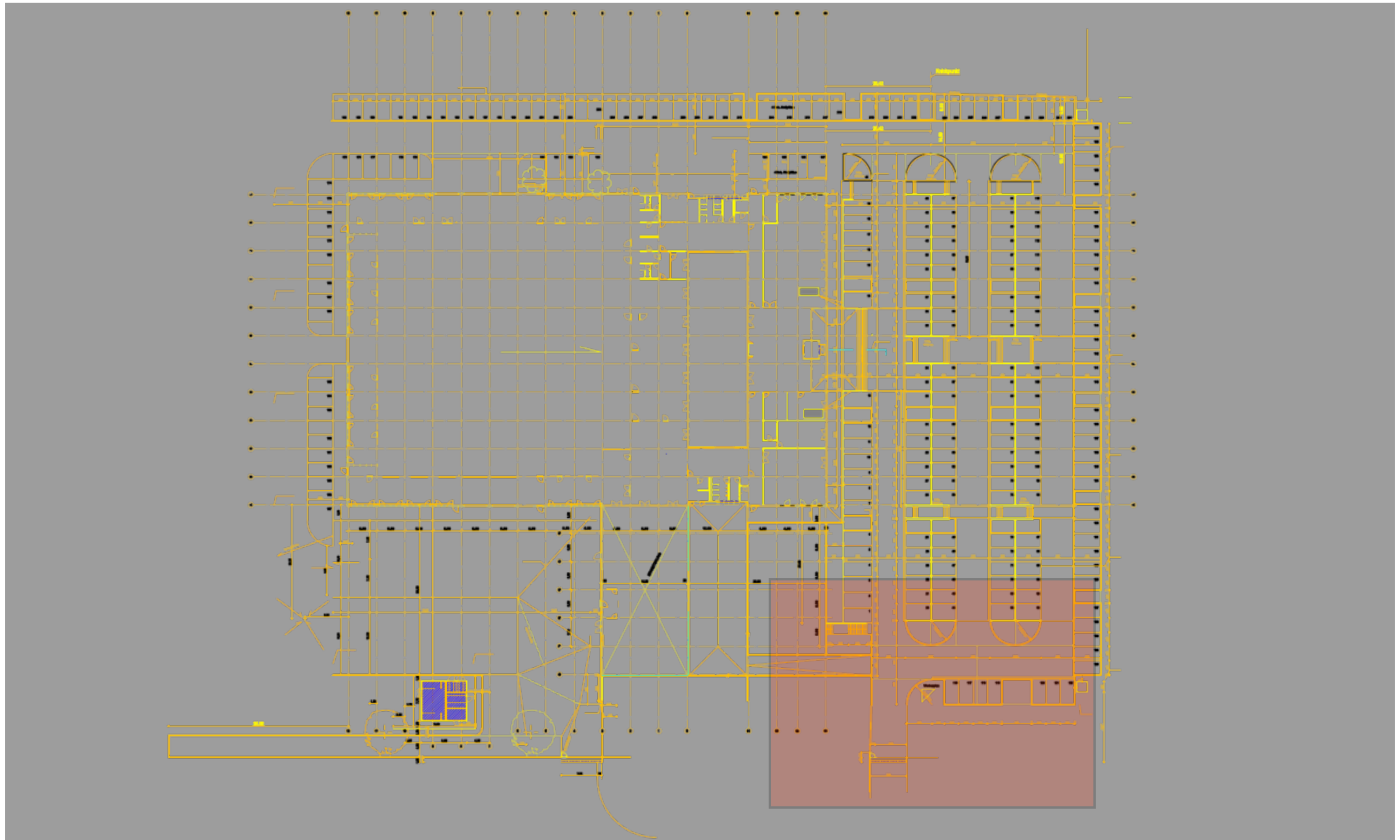
Size of Image (US)

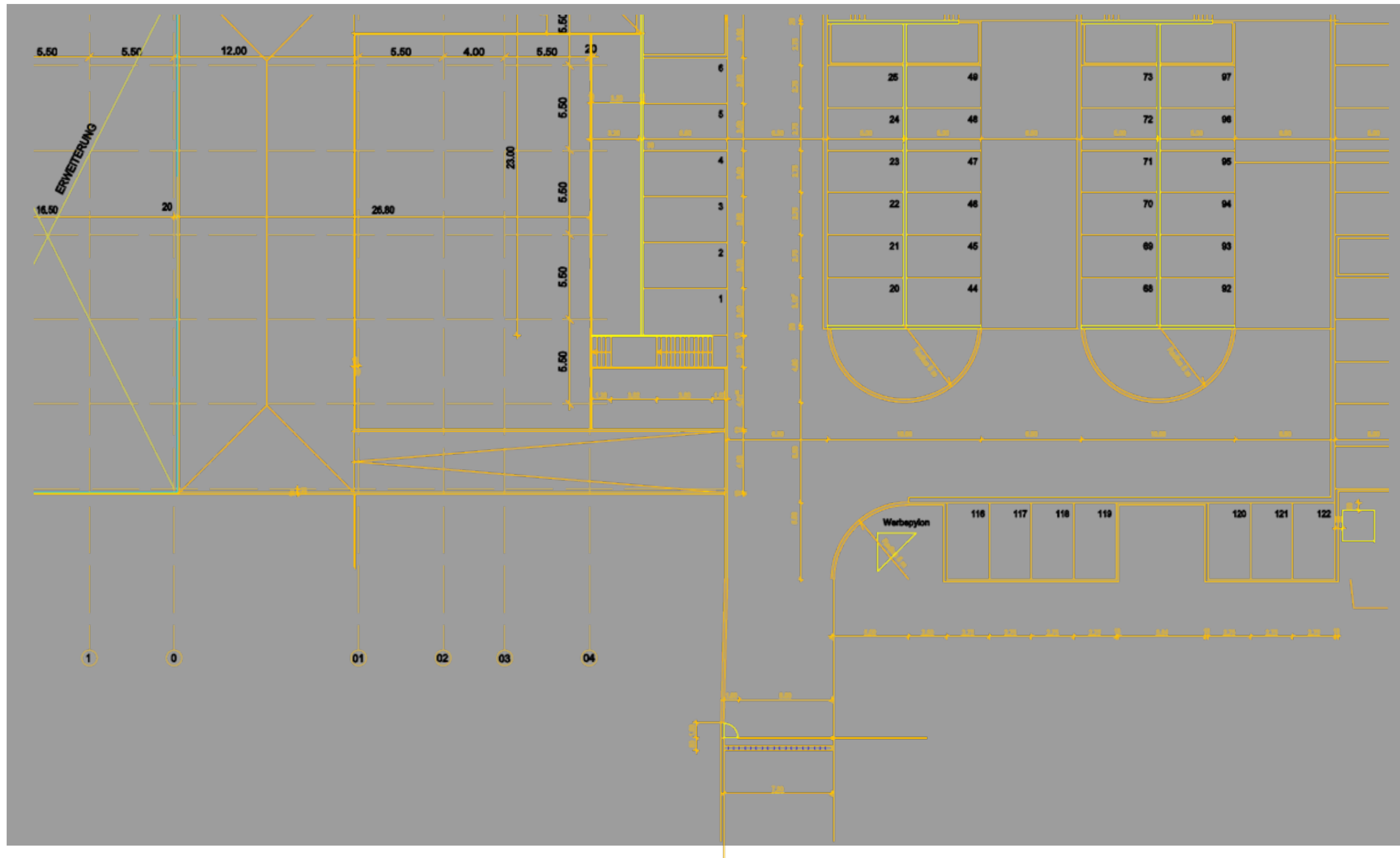
Distance	Width	Height
30'	8'11"	6'8"
60'	17'11"	13'5"
160'	47'10"	35'9"

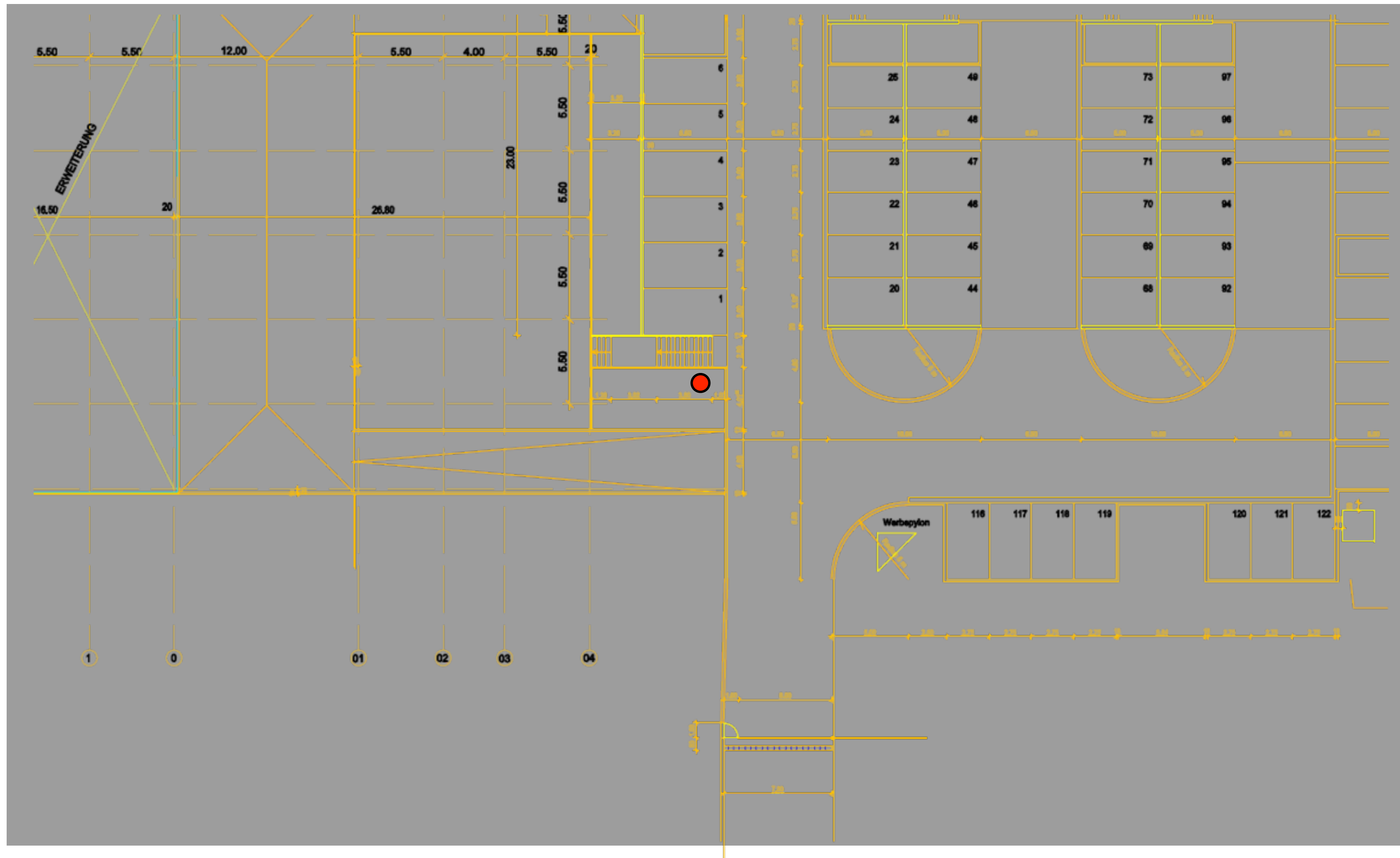
● Camera Position

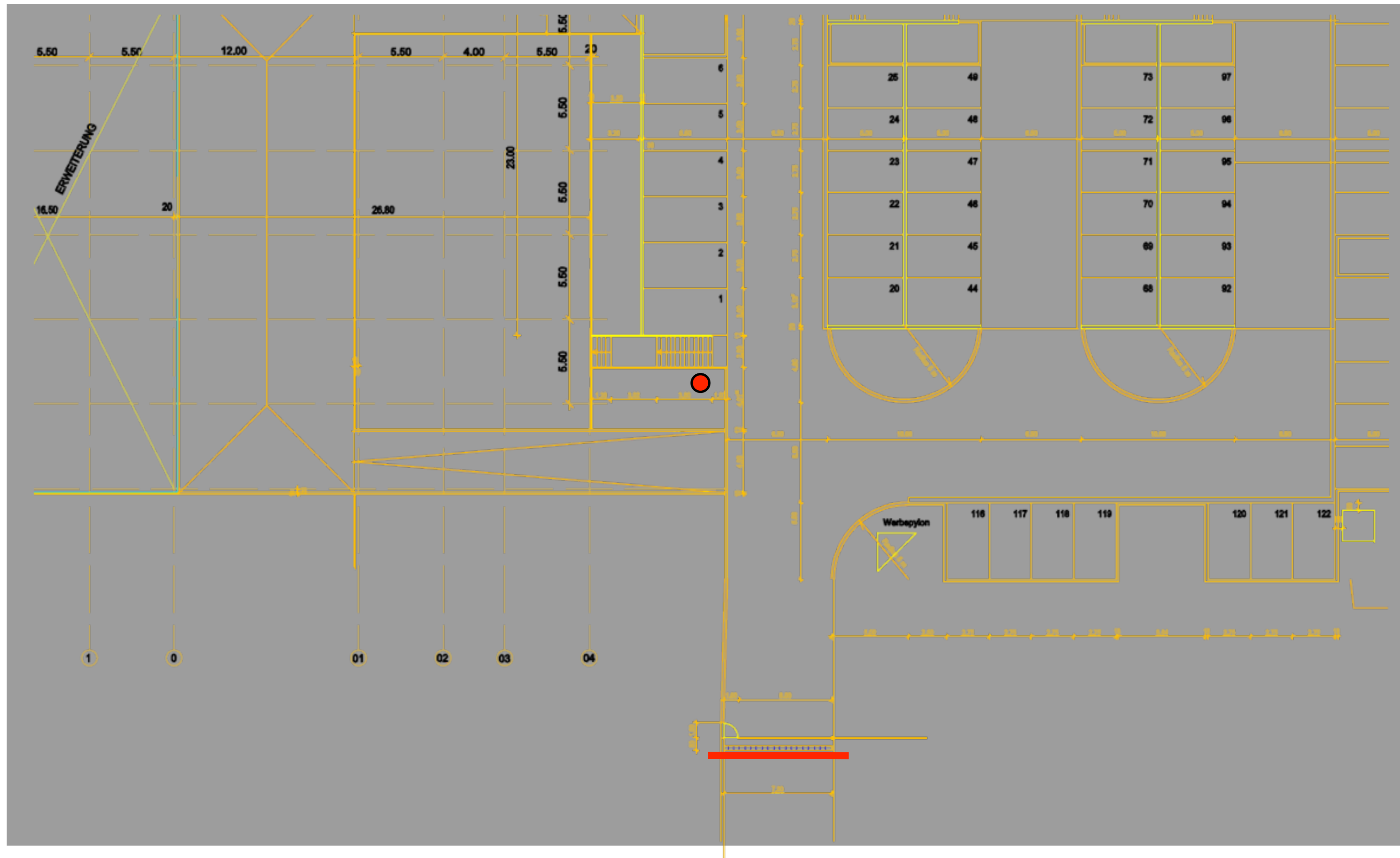
MOBOTIX AG – Security Vision Systems

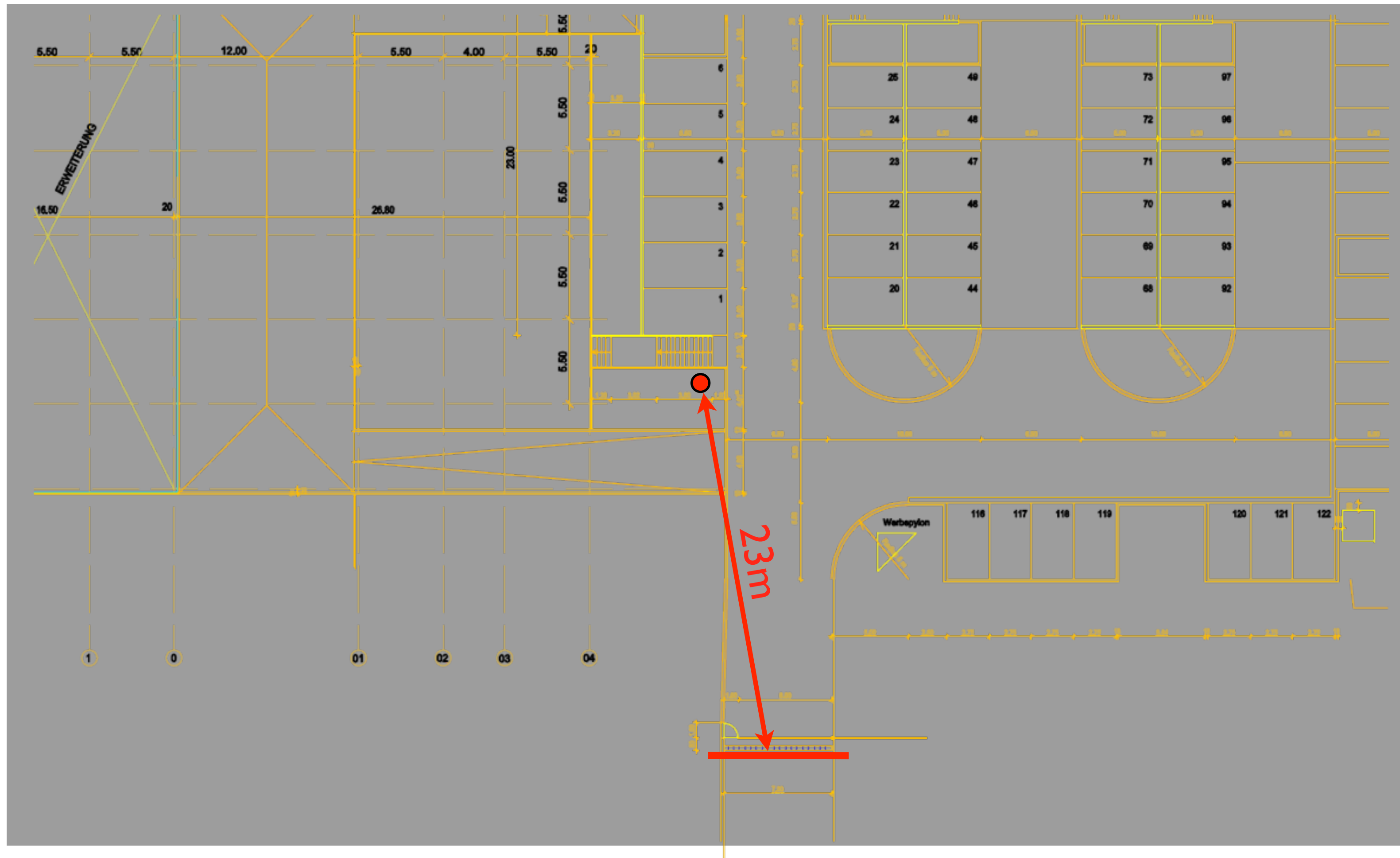




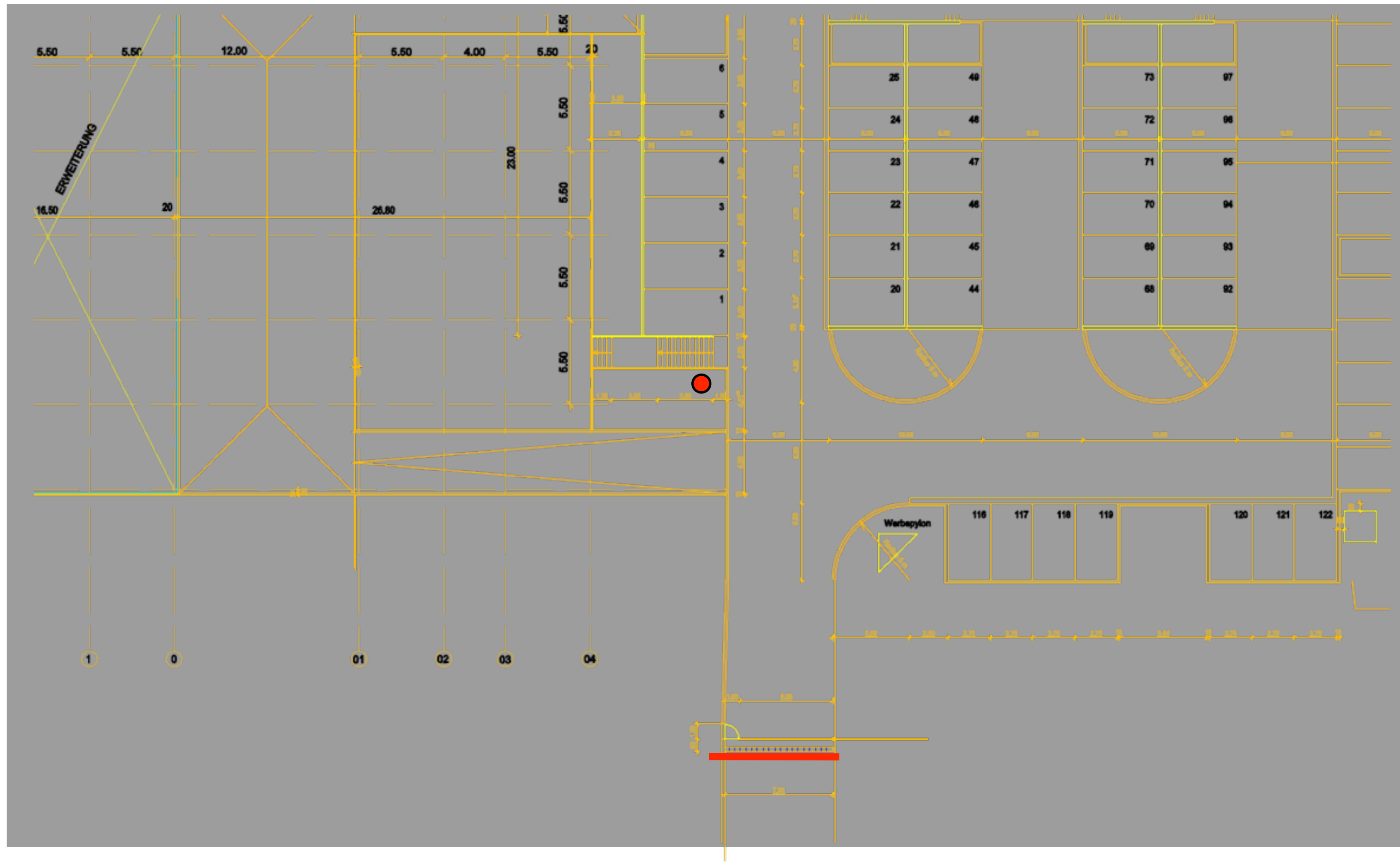




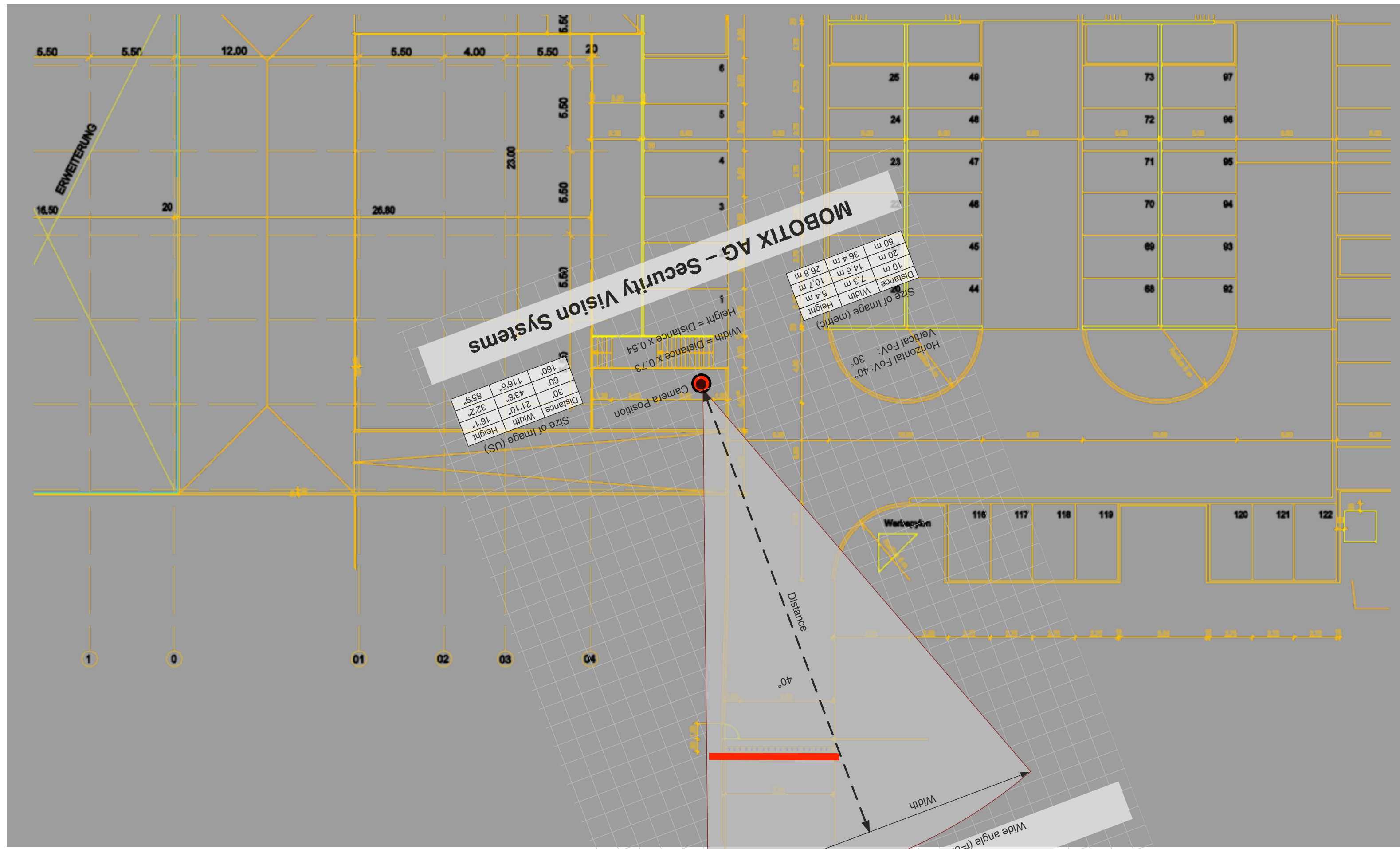




L51-Slide



7

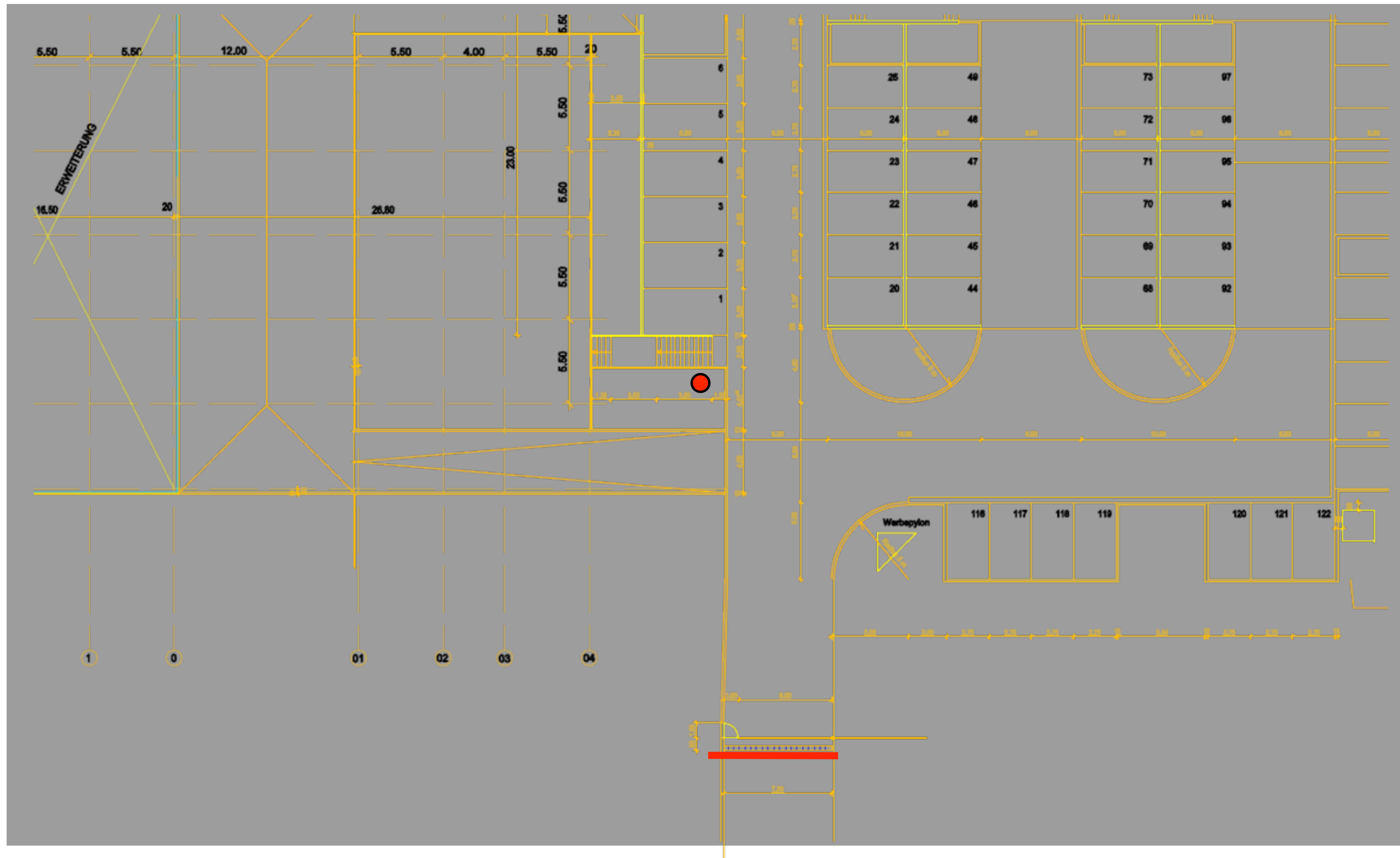


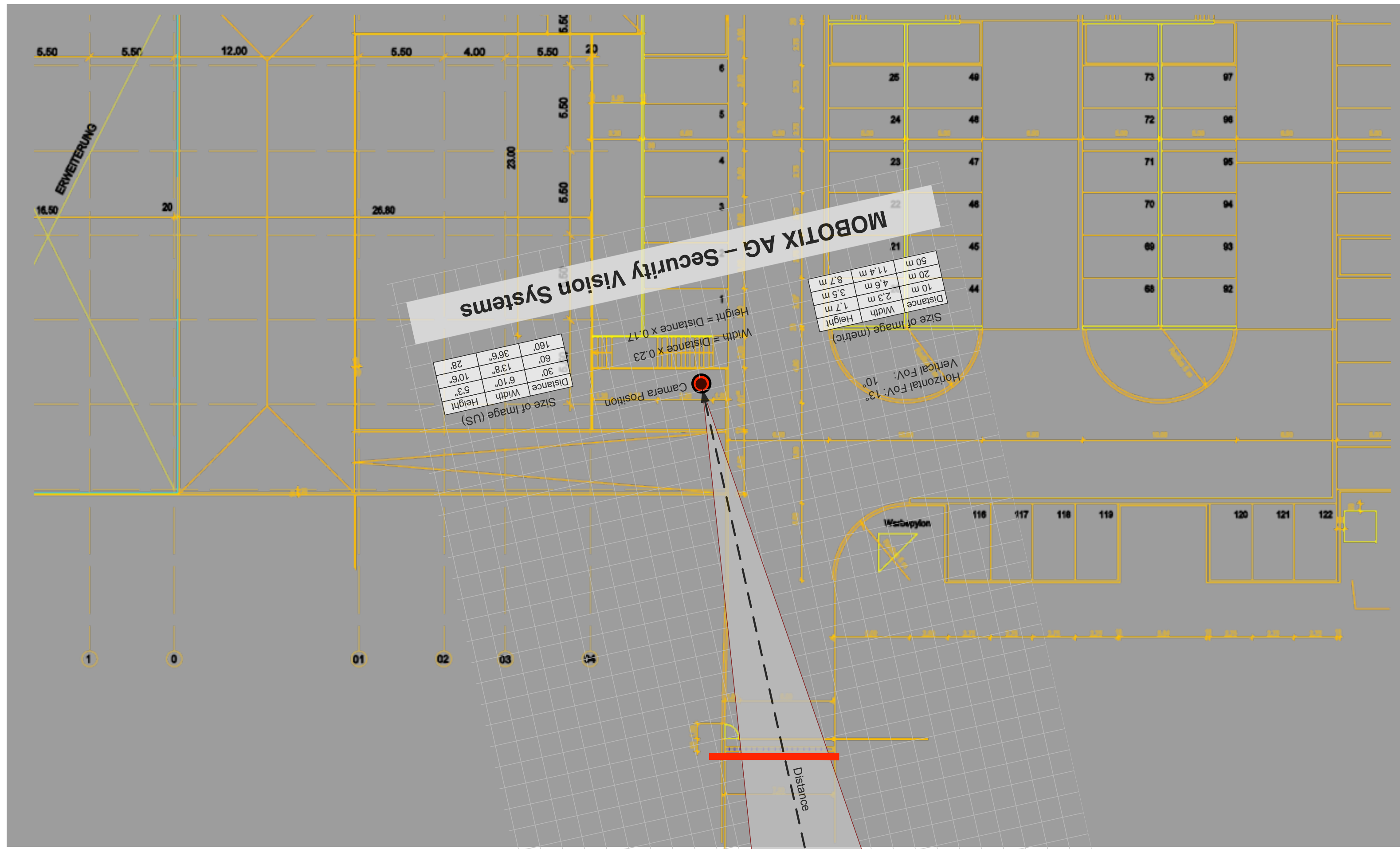
Size of Image (US)

Height	161"
Width	110"
Distance	322'
Angle	43.8°
Height	1166'
Width	160'

Size of Image (metric)

Height	5.4 m
Width	7.3 m
Distance	10.7 m
Angle	14.6°
Height	36.4 m
Width	26.8 m





MOBOTIX AG – Security Vision Systems


Distance	Width	Height
6'10"	6'10"	5'3"
10'6"	13'8"	10'6"
28'	36'6"	28'

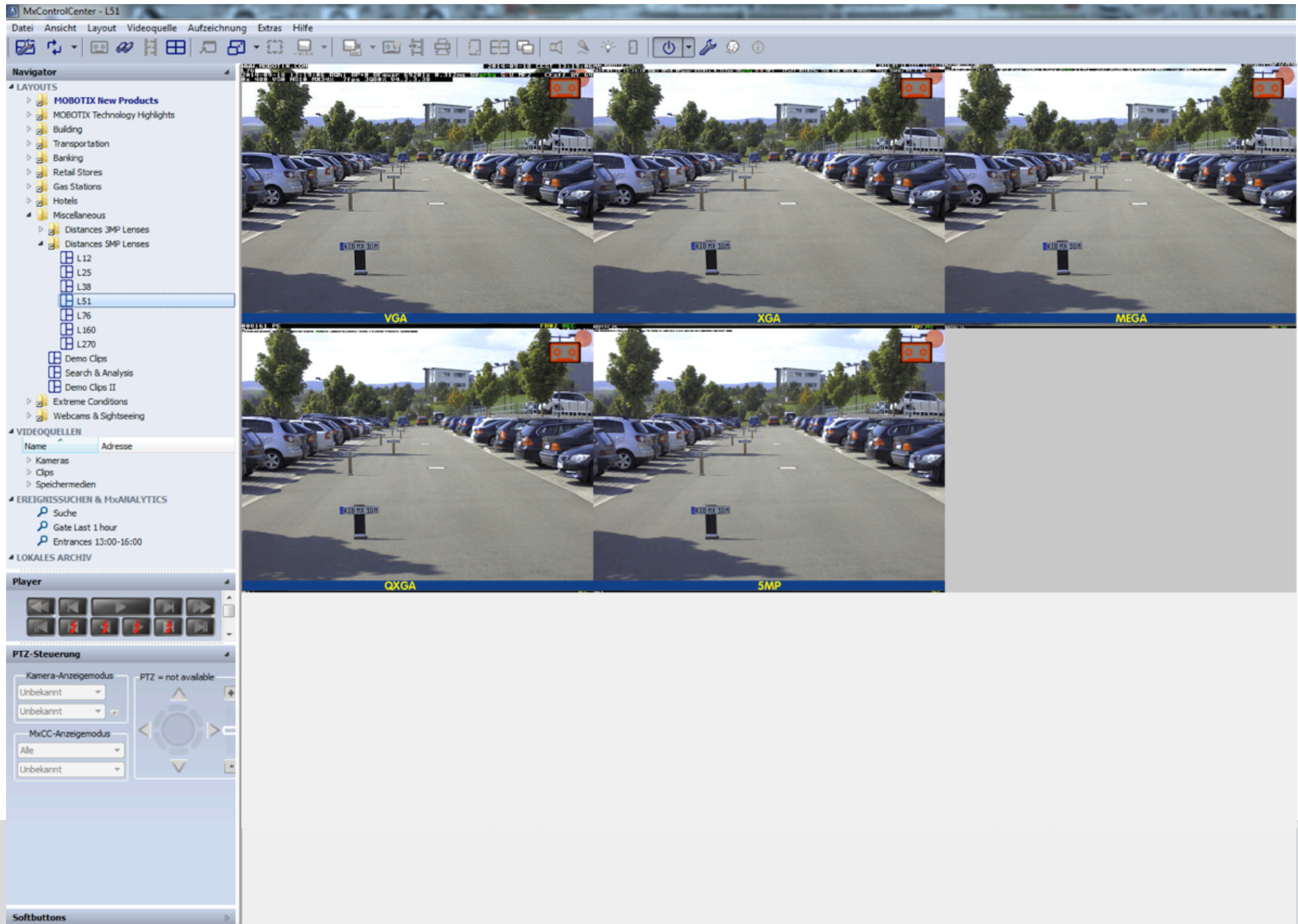
Camera Position
 Width = Distance x 0.23
 Height = Distance x 0.17

Distance	Width	Height
2.3 m	1.7 m	1.7 m
3.5 m	2.3 m	2.3 m
4.6 m	3.5 m	3.5 m
8.7 m	11.4 m	8.7 m
50 m	114 m	87 m

Size of Image (metric)
 Horizontal FoV: 13°
 Vertical FoV: 10°

L160
 Horizontal Angle 13°
 Wide angle (=25mm ± 160mm compared to 35mm image format)





The screenshot displays the MxControlCenter software interface for a security camera system. The main window shows a multi-camera view of a parking lot, with each camera feed labeled with its resolution: VGA, XGA, MEGA, QXGA, and SMP. The interface includes a sidebar with a Navigator, Videoquellen (Video Sources), and a Player. The Navigator lists various layouts and video sources, including 'MOBOTIX New Products', 'MOBOTIX Technology Highlights', 'Building', 'Transportation', 'Banking', 'Retail Stores', 'Gas Stations', 'Hotels', 'Miscellaneous', and 'Distances SMP Lenses'. The Videoquellen section shows a list of cameras and clips. The Player section includes playback controls and PTZ (Pan/Tilt/Zoom) controls. The PTZ controls are currently set to 'PTZ = not available'.



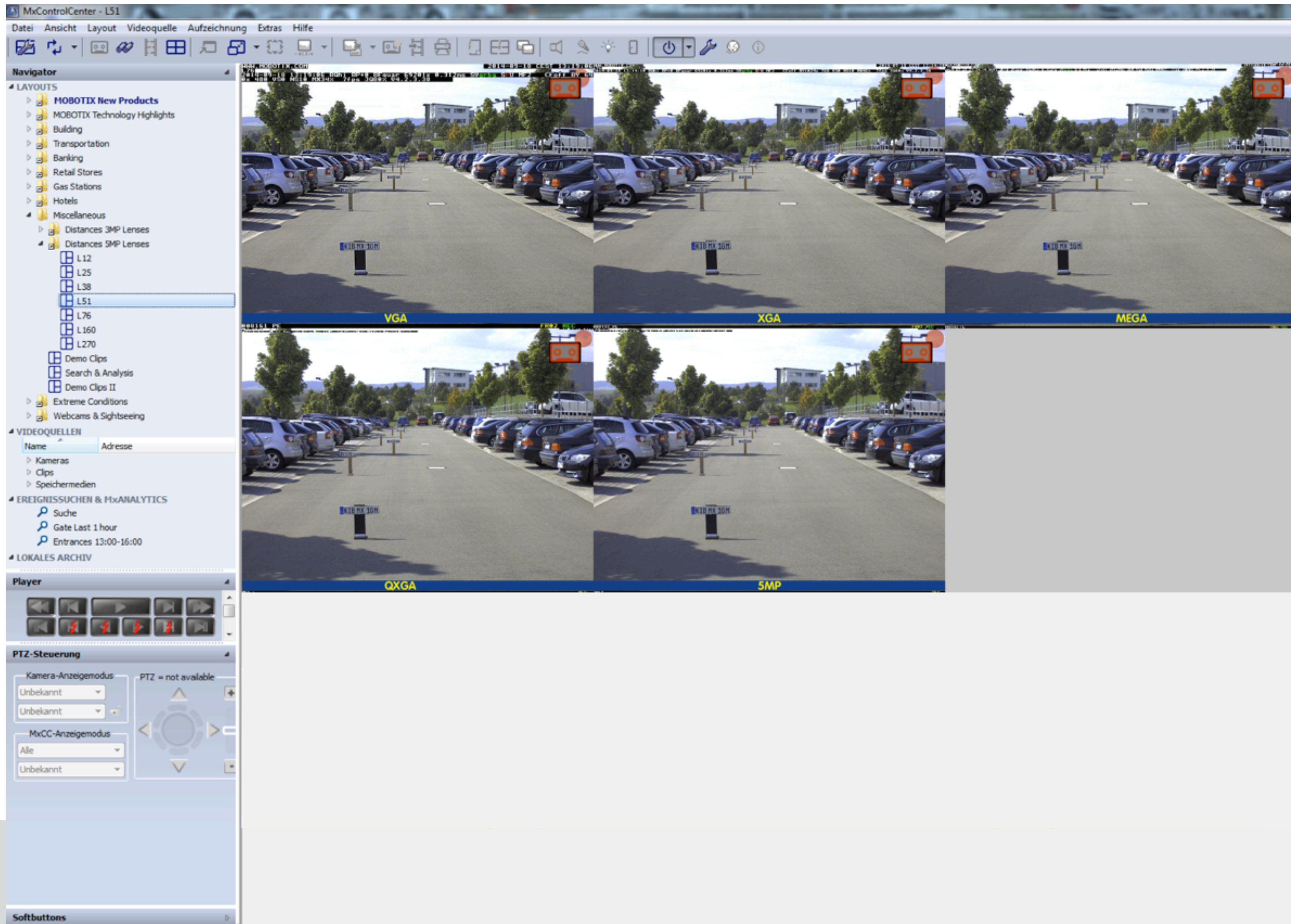
5MP





5MP-Zoom





The screenshot displays the MxControlCenter software interface for a security camera system. The main window shows a multi-camera view of a parking lot, with each camera feed labeled with its resolution: VGA, XGA, MEGA, QXGA, and SMP. The interface includes a sidebar with a Navigator, Videoquellen (Video Sources), and a Player. The Navigator lists various layouts and video sources, including 'MOBOTIX New Products', 'MOBOTIX Technology Highlights', 'Building', 'Transportation', 'Banking', 'Retail Stores', 'Gas Stations', 'Hotels', and 'Miscellaneous'. The Videoquellen section shows a list of cameras and clips. The Player section includes playback controls and PTZ (Pan/Tilt/Zoom) controls. The PTZ controls are currently set to 'PTZ = not available'.

WWW.MOBOTIX.COM
L51
2014-09-18 13:14:50 Bdht BP+0 BFspot 6920lx 0.312ms SUgrbg SFU MF2 CFoff BV1280x 960 US0 NS12 MX44% 7fps JQ80% V4.2.3.38

2014-09-18 CEST 13:14:50

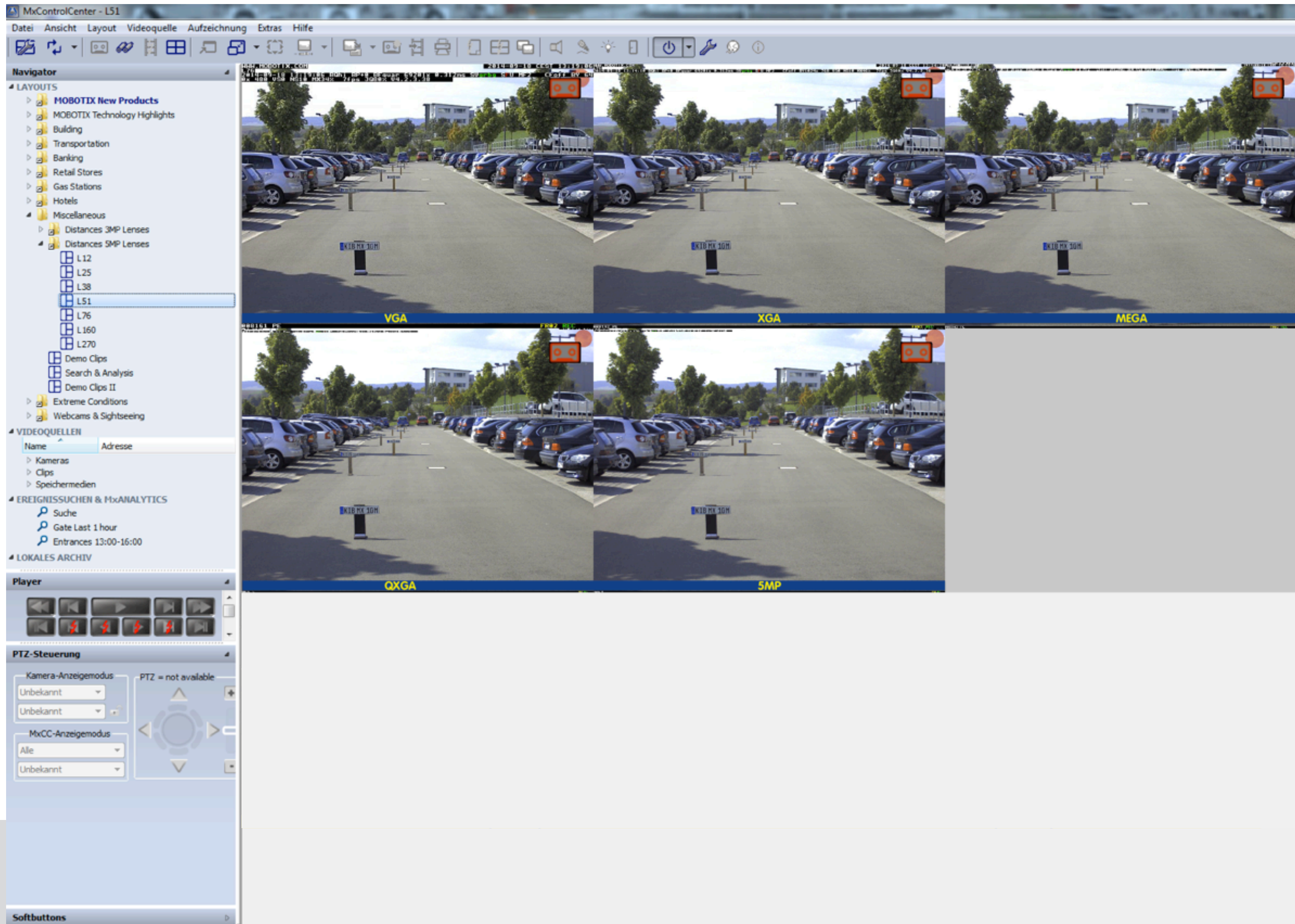
MEGA





MEGA-Zoom





The screenshot displays the MxControlCenter software interface for a security camera system. The main window shows a multi-camera view of a parking lot, with each camera feed labeled with its resolution: VGA, XGA, MEGA, QXGA, and SMP. The interface includes a menu bar (Datei, Ansicht, Layout, Videoquelle, Aufzeichnung, Extras, Hilfe), a toolbar with various icons, and a left-hand sidebar with several sections:

- Navigator**
 - LAYOUTS
 - MOBOTIX New Products
 - MOBOTIX Technology Highlights
 - Building
 - Transportation
 - Banking
 - Retail Stores
 - Gas Stations
 - Hotels
 - Miscellaneous
 - Distances SMP Lenses
 - Distances SMP Lenses
 - L12
 - L25
 - L38
 - L51
 - L76
 - L160
 - L270
 - Demo Clips
 - Search & Analysis
 - Demo Clips II
 - Extreme Conditions
 - Webcams & Sightseeing
- VIDEOQUELLEN
 - Name
 - Adresse
 - Kameras
 - Clips
 - Speichermedien
- EREIGNISSEARCHEN & MxANALYTICS
 - Suche
 - Gate Last 1 hour
 - Entrances 13:00-16:00
- LOKALES ARCHIV

Player


PTZ-Steuerung

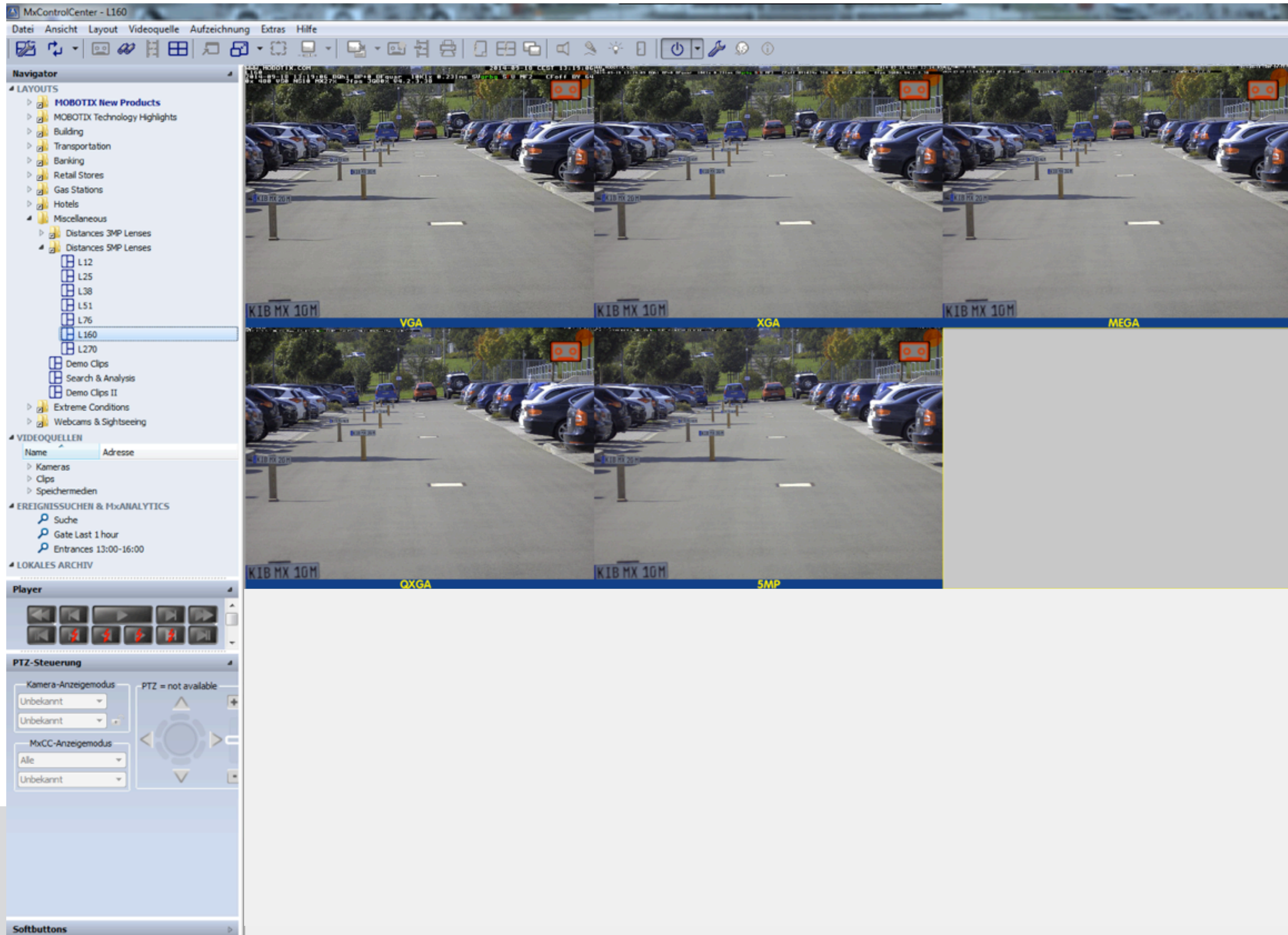
Kamera-Anzeigemodus: Unbekannt
Unbekannt

MxCC-Anzeigemodus: Alle
Unbekannt

PTZ = not available

Softbuttons





The screenshot displays the MxControlCenter software interface for a parking lot surveillance system. The main window shows a grid of camera feeds. The top row shows three feeds labeled 'KIB MX 10M' with resolution labels 'VGA', 'XGA', and 'MEGA' below them. The bottom row shows two feeds labeled 'KIB MX 10M' with resolution labels 'QXGA' and 'SMP' below them. The rightmost feed in the bottom row is greyed out. On the left side, there is a 'Navigator' panel with a tree view of layouts and video sources. Below it is a 'Player' section with playback controls and a 'PTZ-Steuerung' section with camera control options. The top of the window has a menu bar and a toolbar.



MOBOTIX.COM
2014-05-10 13:17:31 80h1 DP40 BFQuar 10K1x 0.217m 0Worbs 0FU MP2 COff BV2552x1944 USB N080 RK39% 4fps 3060x 04.2.3.30

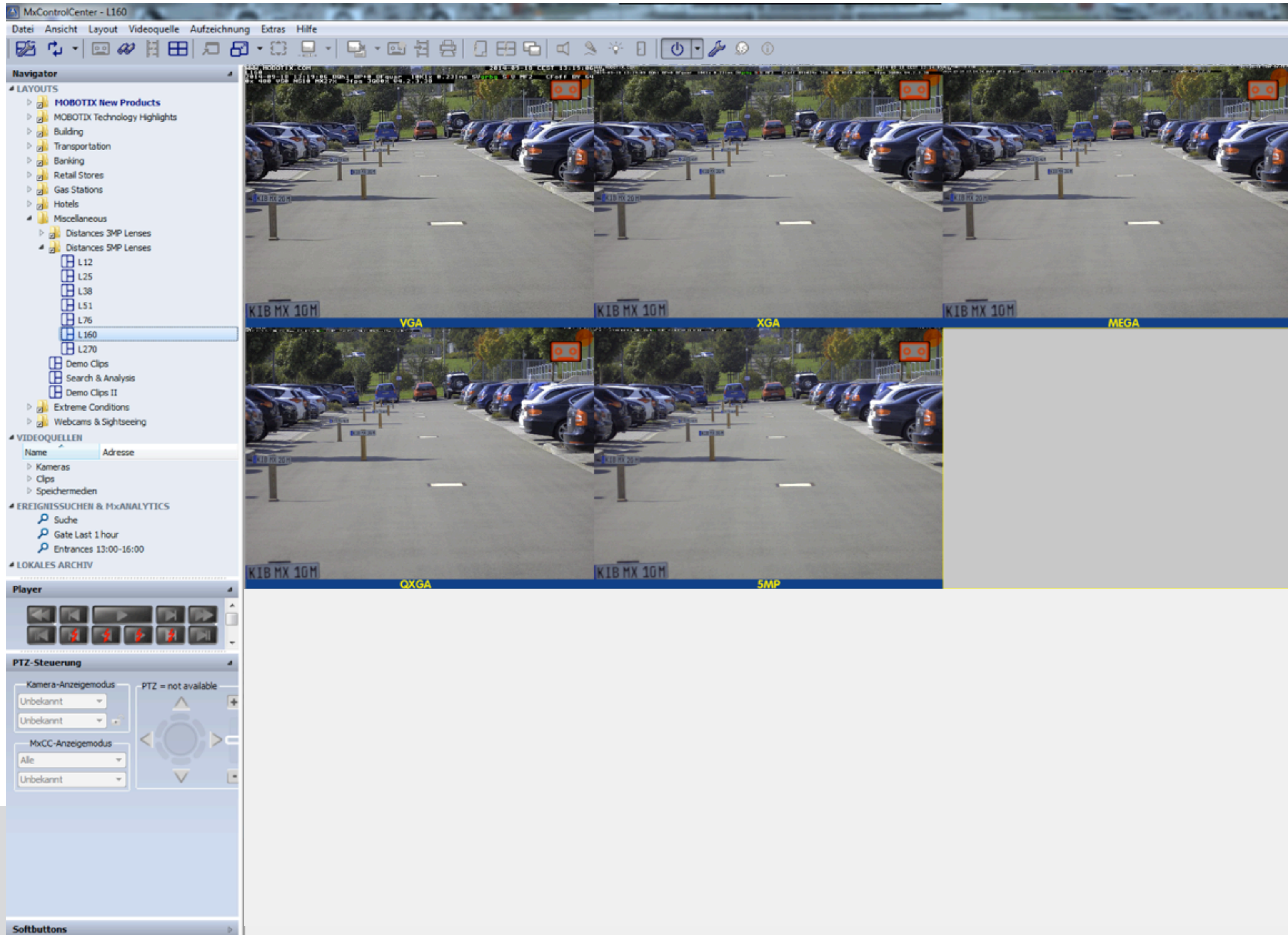
5MP





5MP-Zoom





The screenshot displays the MxControlCenter software interface for a parking lot surveillance system. The main window shows a grid of camera feeds. The top row shows three feeds labeled 'KIB MX 10M' with resolution labels 'VGA', 'XGA', and 'MEGA' below them. The bottom row shows two feeds labeled 'KIB MX 10M' with resolution labels 'QXGA' and 'SMP' below them. The rightmost feed in the bottom row is currently blank. On the left side, there is a 'Navigator' panel with a tree view of layouts and video sources. Below it is a 'Player' section with playback controls and a 'PTZ-Steuerung' (PTZ Control) section with a directional pad and camera mode dropdowns. The top of the window has a menu bar with 'Datei', 'Ansicht', 'Layout', 'Videoquelle', 'Aufzeichnung', 'Extras', and 'Hilfe', along with a toolbar of icons.

WWW.MOBOTIX.COM
L168
2014-09-18 13:14:50 BQhi BP+0 BFquar 10Klx 0.231ms SVgrbg S U MF2 Cfoff BY1280x 960 US0 NS12 MX43% 7fps JQ80% V4.2.3.38


2014-09-18 CEST 13:14:50

1MP



1MP-Zoom





The screenshot displays the MxControlCenter software interface for a parking lot surveillance system. The main window shows a grid of camera feeds. The top row shows three feeds labeled 'KIB MX 10M' with resolution labels 'VGA', 'XGA', and 'MEGA' below them. The bottom row shows two feeds labeled 'KIB MX 10M' with resolution labels 'QXGA' and 'SMP' below them. The rightmost feed in the bottom row is currently blank. The interface includes a menu bar (Datei, Ansicht, Layout, Videoquelle, Aufzeichnung, Extras, Hilfe), a toolbar, and a left-hand sidebar with the following sections:

- Navigator**
 - LAYOUTS
 - MOBOTIX New Products
 - MOBOTIX Technology Highlights
 - Building
 - Transportation
 - Banking
 - Retail Stores
 - Gas Stations
 - Hotels
 - Miscellaneous
 - Distances 3MP Lenses
 - Distances 5MP Lenses
 - L12
 - L25
 - L38
 - L51
 - L76
 - L160
 - L270
 - Demo Clips
 - Search & Analysis
 - Demo Clips II
 - Extreme Conditions
 - Webcams & Sightseeing
- VIDEOQUELLEN
 - Name
 - Adresse
 - Kameras
 - Clips
 - Speichermedien
- EREIGNISSUCHEN & MxANALYTICS
 - Suche
 - Gate Last 1 hour
 - Entrances 13:00-16:00
- LOKALES ARCHIV

- Player**
- Navigation buttons (stop, play, pause, etc.)
- PTZ-Steuerung**
- Kamera-Anzeigemodus: Unbekannt
- PTZ = not available
- MxCC-Anzeigemodus: Alle
- Softbuttons**

WWW.MOBOTIX.COM 2014-09-18 CEST 13:19:06
L160
2014-09-18 13:19:06 BQhi BP+0 BFguar 10Klx 0.231ms SVgrbg S-U MF2 CFoff BY 64
0x 480 V50 NS10 MX27% 7fps JQ80% U4.2.3.38

VGA



007802 PE

FR01 REC

- Home
- Clips
- Speichermedien
- EREIGNISSUCHEN & MxANALYTICS
 - Suche
 - Gate Last 1 hour
 - Entrances 13:00-16:00
- LOKALES ARCHIV

Player

PTZ-Steuerung

Kamera-Anzeigemodus: Unbekannt

MxCC-Anzeigemodus: Alle

Softbuttons




WWW.MOBOTIX.COM

2014-09-18 CEST 13:19:06

L160
2014-09-18 13:19:06 BQhi BP+0 BFquar 10Klx 0.231ms SVgrbg SFU MF2 CFoff BY 64
0x 480 US0 NS10 MX27% 7fps J080% V4.2.3.38

VGA-Zoom






The screenshot displays the MxControlCenter software interface for a parking lot surveillance system. The main window shows a multi-camera view of a parking lot with several cars parked. The interface includes a sidebar with a 'Navigator' panel listing various layouts and video sources, a 'Player' panel with playback controls, and a 'PTZ-Steuerung' (PTZ Control) panel with directional controls and camera mode settings. The main view is divided into several panels, each showing a different resolution of the same scene: VGA, XGA, MEGA, QXGA, and SMP. The resolution labels are displayed in yellow text at the bottom of each panel. The top of the interface shows a menu bar with options like 'Datei', 'Ansicht', 'Layout', 'Videoquelle', 'Aufzeichnung', 'Extras', and 'Hilfe', along with a toolbar containing various icons for camera control and system management.



Detection Goals According To EN 50132-7


Security-Vision-Systems



MOBOTIX

Detection Goals According To EN 50132-7

Security-Vision-Systems



MOBOTIX

Condition: A 1.7 m tall person must be reproduced at the minimum size (% value) in a 625 line image

Monitor (>5% or <80mm/Pixel):

Allows an observer to see the location, direction and speed at which a person moves, provided the area in which the person is expected is known before the person enters the area.

Condition: A 1.7 m tall person must be reproduced at the minimum size (% value) in a 625 line image

Monitor (>5% or <80mm/Pixel):

Allows an observer to see the location, direction and speed at which a person moves, provided the area in which the person is expected is known before the person enters the area.

Detect (>10% or <40mm/Pixel):

Allows an observer to find, with almost absolute certainty, a particular individual at any position in the surveillance area. Under these circumstances, a video sensor could be used as an alarm sensor.

Monitor (>5% or <80mm/Pixel):

Allows an observer to see the location, direction and speed at which a person moves, provided the area in which the person is expected is known before the person enters the area.

Detect (>10% or <40mm/Pixel):

Allows an observer to find, with almost absolute certainty, a particular individual at any position in the surveillance area. Under these circumstances, a video sensor could be used as an alarm sensor.

Observe (>25% or <16mm/Pixel):

Allows an observer to reconstruct the acts of single persons with almost absolute certainty at any position in the surveillance area.

Monitor (>5% or <80mm/Pixel):

Allows an observer to see the location, direction and speed at which a person moves, provided the area in which the person is expected is known before the person enters the area.

Detect (>10% or <40mm/Pixel):

Allows an observer to find, with almost absolute certainty, a particular individual at any position in the surveillance area. Under these circumstances, a video sensor could be used as an alarm sensor.

Observe (>25% or <16mm/Pixel):

Allows an observer to reconstruct the acts of single persons with almost absolute certainty at any position in the surveillance area.

Recognise (>50% or < 8mm/Pixel):

In accordance with this level, an observer would, with almost absolute certainty, be able to recognize a person they know.

Monitor (>5% or <80mm/Pixel):

Allows an observer to see the location, direction and speed at which a person moves, provided the area in which the person is expected is known before the person enters the area.

Detect (>10% or <40mm/Pixel):

Allows an observer to find, with almost absolute certainty, a particular individual at any position in the surveillance area. Under these circumstances, a video sensor could be used as an alarm sensor.

Observe (>25% or <16mm/Pixel):

Allows an observer to reconstruct the acts of single persons with almost absolute certainty at any position in the surveillance area.

Recognise (>50% or < 8mm/Pixel):

In accordance with this level, an observer would, with almost absolute certainty, be able to recognize a person they know.

Identify (>100% or < 4mm/Pixel):

The reproduction of details is so good that an observer can, with almost absolute certainty, perfectly identify a person they do not know on the basis of the video image.

Monitor (>5% or <80mm/Pixel):

Allows an observer to see the location, direction and speed at which a person moves, provided the area in which the person is expected is known before the person enters the area.

Detect (>10% or <40mm/Pixel):

Allows an observer to find, with almost absolute certainty, a particular individual at any position in the surveillance area. Under these circumstances, a video sensor could be used as an alarm sensor.

Observe (>25% or <16mm/Pixel):

Allows an observer to reconstruct the acts of single persons with almost absolute certainty at any position in the surveillance area.

Recognise (>50% or < 8mm/Pixel):

In accordance with this level, an observer would, with almost absolute certainty, be able to recognize a person they know.

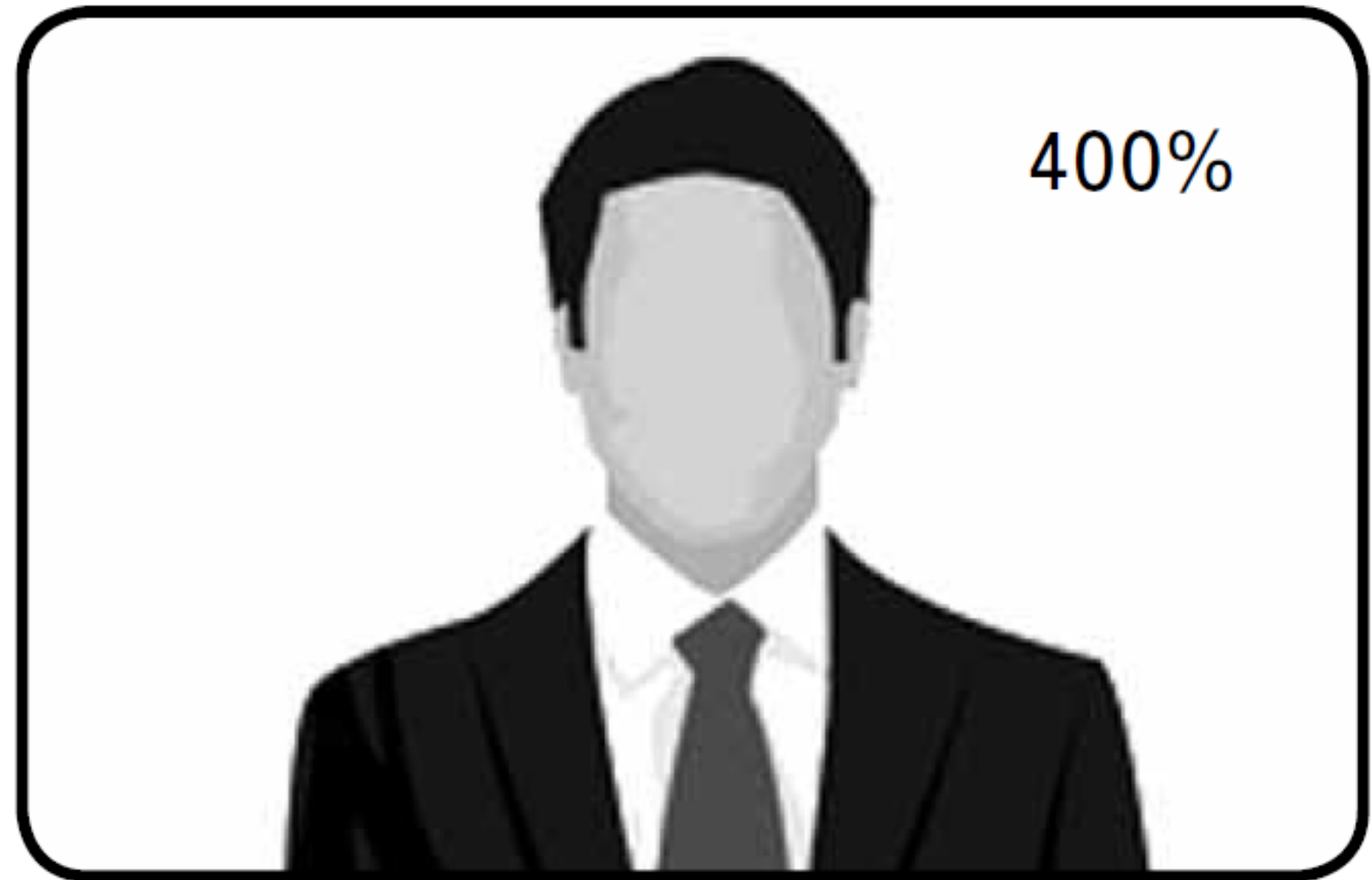

Identify (>100% or < 4mm/Pixel):


The reproduction of details is so good that an observer can, with almost absolute certainty, perfectly identify a person they do not know on the basis of the video image.

Inspect (>400% or < 1mm/Pixel):

The reproduction of details is so good that an observer can, with almost absolute certainty, perfectly identify a person they do not know only on the basis of the video image also at bad contrast situations.

Condition: A 1.7 m tall person must be reproduced at the minimum size (% value) in a 625 line image





Condition: A 1.7 m tall person must be reproduced at the minimum size (% value) in a 625 line image

MOBOTIX-Video-Norm-Calculator based on the DIN EN 50132-7:2013-04 EN 50132-7:2012

The EN 50132-7 specifies the recognition criteria for CCTV surveillance systems for use in security applications. The definitions are based on a PAL image (DIN EN 50132-7:2013-04 / EN 50132-7:2012) with images of 625 lines and on a 1.7 m tall person that has to be displayed.

The following values are relative to the image height:

	Monitor	Detect	Observe	Recognise	Identify	Inspect
CIF (320x240)	12%	24%	60%	120%	240%	960%
TV-CIF (352x288)	10%	20%	50%	100%	200%	800%
D1-CIF (384x288)	10%	20%	50%	100%	200%	800%
VGA (640x480)	6%	12%	30%	60%	120%	480%
TV-PAL (704x576)	5%	10%	25%	50%	100%	400%
D1-PAL (768x576)	5%	10%	25%	50%	100%	400%
SVGA (800x600)	5%	10%	24%	48%	96%	384%
HD Ready (1080x720)	4%	8%	20%	40%	80%	320%
XGA (1024x768)	4%	8%	19%	38%	75%	300%
MEGA (1280x960)	3%	6%	15%	30%	60%	240%
Full HD (1920x1080)	3%	5%	13%	27%	53%	213%
QXGA (2048x1536)	2%	4%	9%	19%	38%	150%
5MP (2592x1944)	1%	3%	7%	15%	30%	119%

Distance camera/person (m):

Lens Selection:

Result

The relative object size in the image is: **56%**.

Resolution	Object size in pixels	Info	
CIF (320x240)	39x133	Detect	<input type="checkbox"/>
TV-CIF (352x288)	42x160	Observe	<input checked="" type="checkbox"/>
D1-CIF (384x288)	46x160	Observe	<input checked="" type="checkbox"/>
VGA (640x480)	77x267	Observe	<input checked="" type="checkbox"/>
TV-PAL (704x576)	85x320	Recognise	<input checked="" type="checkbox"/>
D1-PAL (768x576)	93x320	Recognise	<input checked="" type="checkbox"/>
SVGA (800x600)	97x334	Recognise	<input checked="" type="checkbox"/>
HD Ready (1080x720)	130x400	Recognise	<input checked="" type="checkbox"/>
XGA (1024x768)	124x427	Recognise	<input checked="" type="checkbox"/>
MEGA (1280x960)	155x534	Recognise	<input checked="" type="checkbox"/>
Full HD (1920x1080)	232x601	Identify	<input checked="" type="checkbox"/>
QXGA (2048x1536)	247x854	Identify	<input checked="" type="checkbox"/>
5MP (2592x1944)	313x1081	Identify	<input checked="" type="checkbox"/>

No face recognition / identification that could be used in front of the court!!



MOBOTIX-Object-Size-Calculator

Distance camera/object:

Object height:

Object width:

Unit:

Lens selection:

Result

The display detail is in **10 m: 8.28 x 6.11 m.**
The object size in the image will be: **27.8 %.**

Resolution	Object size in pixels
CIF (320x240)	19x67
TV-CIF (352x288)	21x80
D1-CIF (384x288)	23x80
VGA (640x480)	39x133
TV-PAL (704x576)	42x160
D1-PAL (768x576)	46x160
SVGA (800x600)	48x167
HD Ready (1080x720)	65x200
XGA (1024x768)	62x214
MEGA (1280x960)	77x267
Full HD (1920x1080)	116x300
QXGA (2048x1536)	124x427
SMP (2592x1944)	156x540

Kamera

Kameramodell
M12

Einstellungen für Szenario

Bildkomplexität ⓘ Mittel
Bewegungsrate in den Bildern ⓘ Normal

Anzahl der Stunden mit Tageslicht/Beleuchtung ⓘ
16

Kameraeinstellungen

Auflösung VGA (640x480)
Doppelbild-Aufzeichnung ⓘ

Anzeigen als ⓘ Normal
JPEG-Qualität 60%

Netzfrequenz 50 Hz 60 Hz
Codec ⓘ MxPEG

Anzeigeformat

Aufzeichnung
Daueraufzeichnung

Mit Audio
Mit Audio

Bildrate ⓘ
Max. Bildrate

Vorhaltezeit der Aufnahme

Vorhaltezeit in Tagen
5



Ergebnisse

Der Speicherbedarf für 5 Tage beträgt 134.37 GByte.
Datenerstellungsrate: 0.32 MByte/s

Geschätzte Bildrate: 25 B/s
Geschätzte Dateigröße Bilddatei bei Tageslicht/Beleuchtung: 42.45 KByte
Geschätzte Dateigröße Bilddatei bei Nacht/Dunkelheit: 42.45 KByte

Zurücksetzen Drucken Berechnen